

# Please follow the steps to create your personal new account in the Rapid Shape Customer Portal (RSCP)

## STEP 1

Click on the [link](#).

rapidshape  
**CUSTOMER ID**

Sign In

Email Address

Password

Forgot your password?

**SIGN IN**

Don't have an account? [Sign up now](#)

Continue with Straumann

Continue with Google

Continue with LinkedIn

Click on [sign up now](#).

## STEP 2

Enter your email address and a new password. Confirm the password.

CANCEL

rapidshape  
**CUSTOMER ID**

Sign Up

Email Address

New Password

Confirm New Password

**CREATE**

### STEP 3

You will receive an email to confirm your new account.

Log in to your personal RSCP account.

rapidshape  
**CUSTOMERID**  
Sign In


Email Address


Password


[Forgot your password?](#)

**SIGN IN**

Don't have an account? [Sign up now](#)

 Continue with Straumann

 Continue with Google

 Continue with LinkedIn

Enter your email address and your password, then click on **SIGN IN**.